


# Bilancio 2018-20

I numeri totali



## Entrate Correnti non vincolate

Voci	2018	2019	2020
Tributarie	229.257.038,00	228.722.388,00	228.722.388,00
Trasferimenti correnti	21.874.975,00	20.677.018,00	20.464.483,00
Extratributarie	38.931.533,00	33.308.552,00	33.196.706,00
Riscossione di crediti	1.951.732,00	2.010.459,00	2.076.278,00
<b>TOTALI</b>	<b>292.015278</b>	<b>284.718.417</b>	<b>284.459.855</b>

## Spese Correnti non vincolate

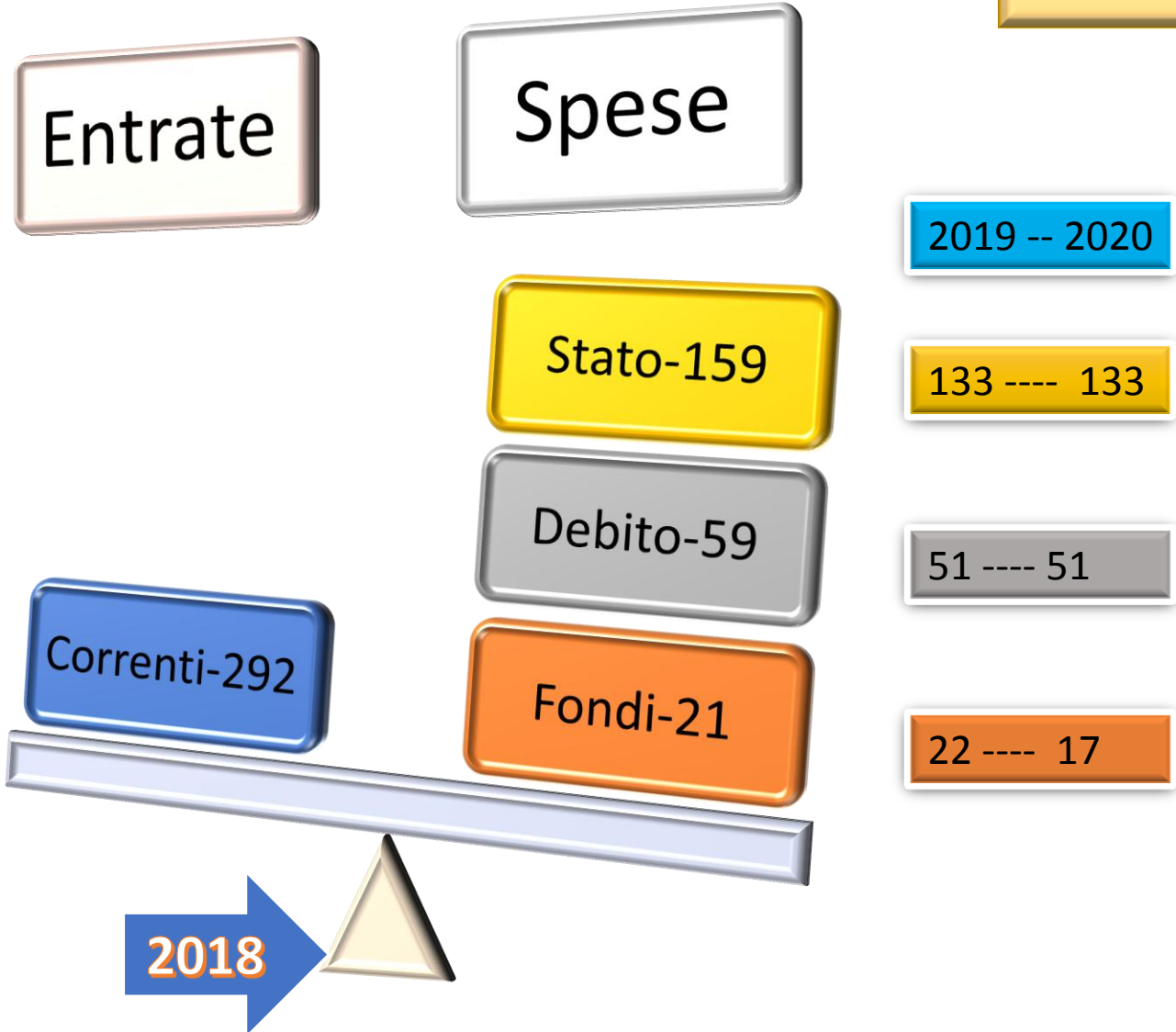
Voci	2018	2019	2020
• <u>Personale</u>	• <u>40.652.200</u>	• <u>40.830.136</u>	• <u>40.830.136</u>
• Imposte	• 4.476.989	• 4.525.221	• 4.525.221
• <u>Beni-servizi</u>	• <u>39.456.164</u>	• <u>42.342.518</u>	• <u>40.072.518</u>
• Trasferimenti	• 8.480.511	• 6.019.969	• 4.361.878
• <u>Stato</u>	• <u>159.248.000</u>	• <u>133.730.746</u>	• <u>133.730.746</u>
• Debito	• 59.415.642	• 51.097.040	• 51.758.203
• <u>Fondi</u>	• <u>20.683.576</u>	• <u>21.435.578</u>	• <u>16.988.662</u>
• Altro	• 989.931	• 983.431	• 982.131
<b>TOTALI</b>	<b>333.403.013</b>	<b>300.964.639</b>	<b>293.249.495</b>

# Bilancio 2018-20

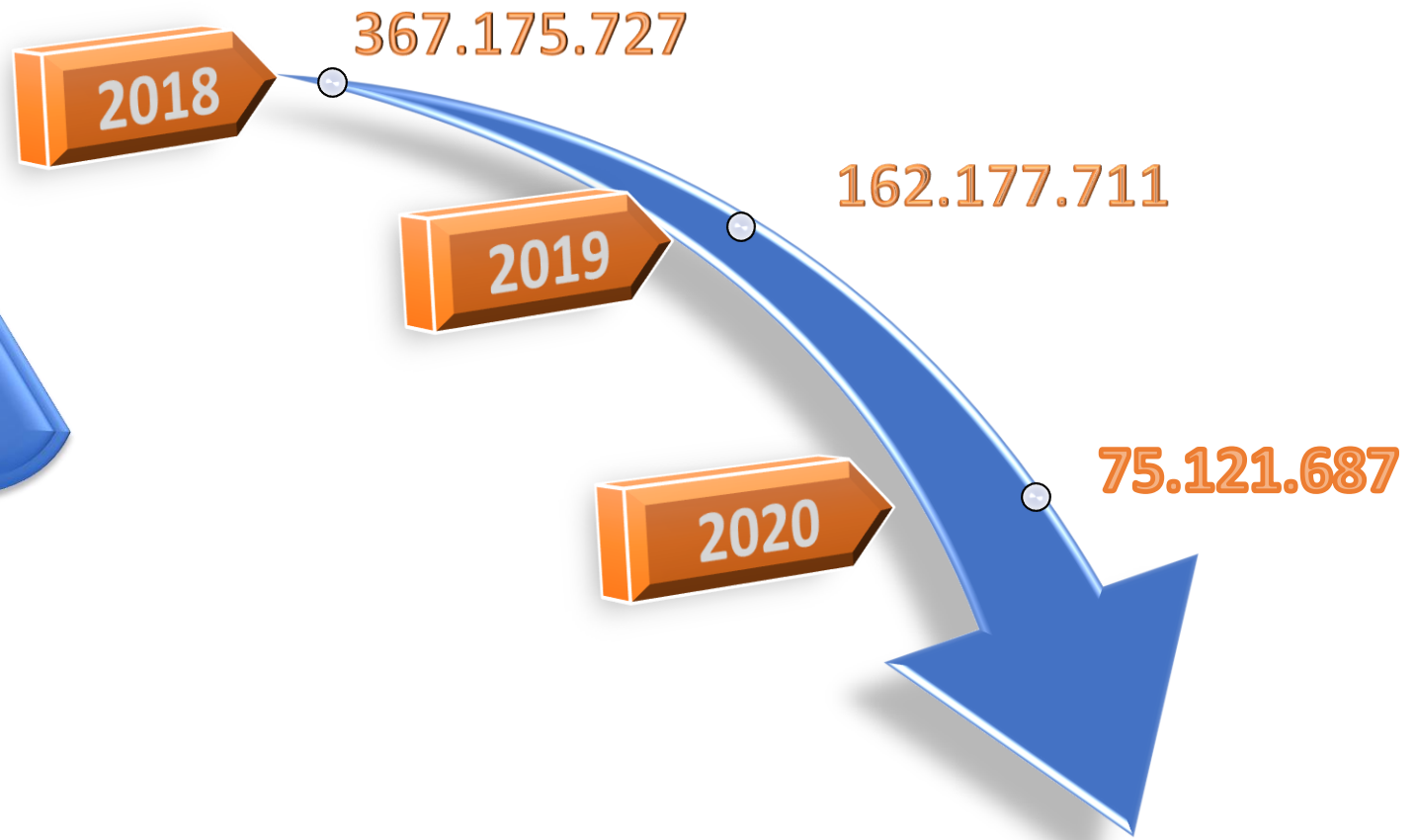


## Alcune criticità

Parte Corrente




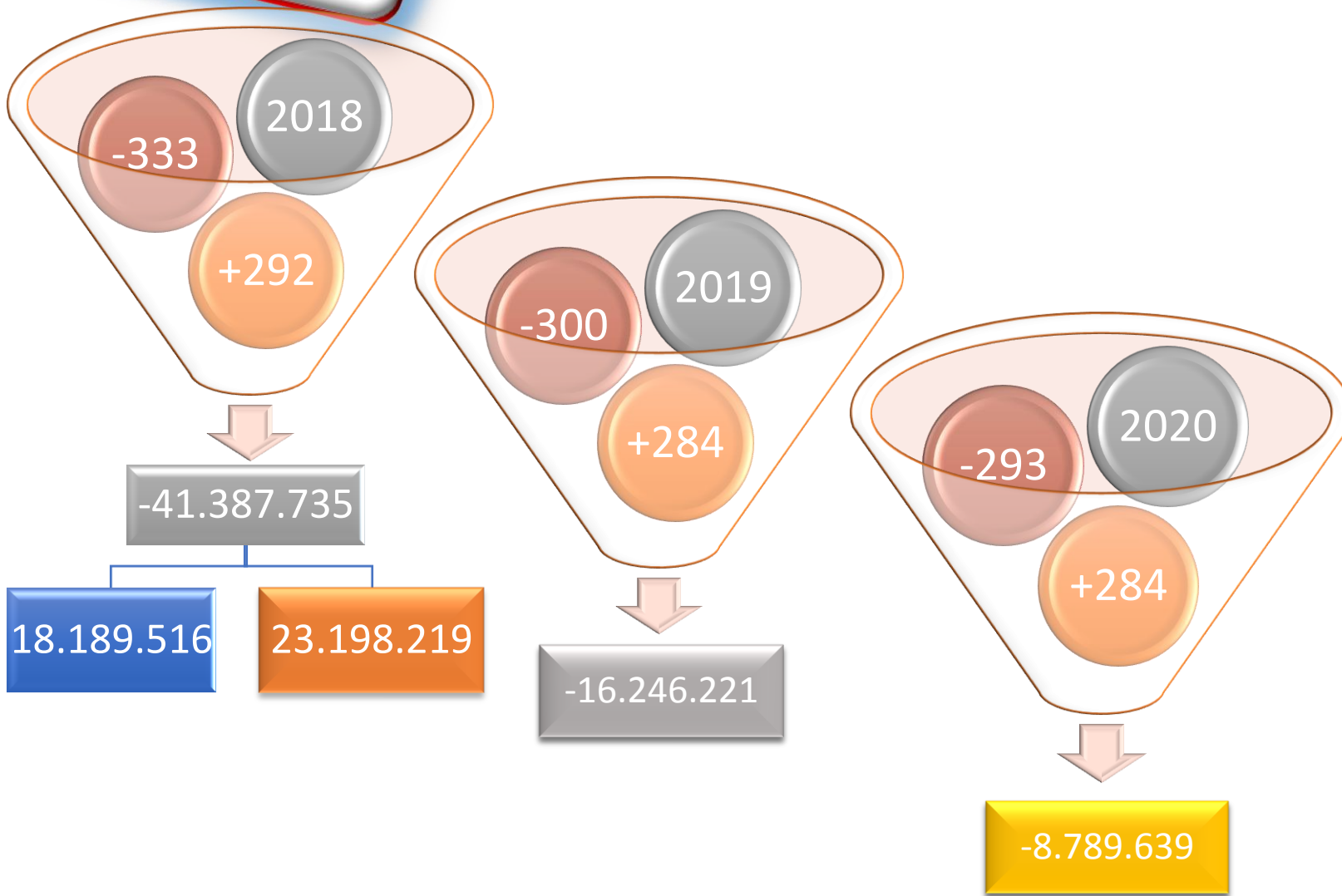
Conto Capitale



# Bilancio 2018-20



## IL TREND NEL TRIENNIO



# Bilancio 2018-20



Criticità di sistema



