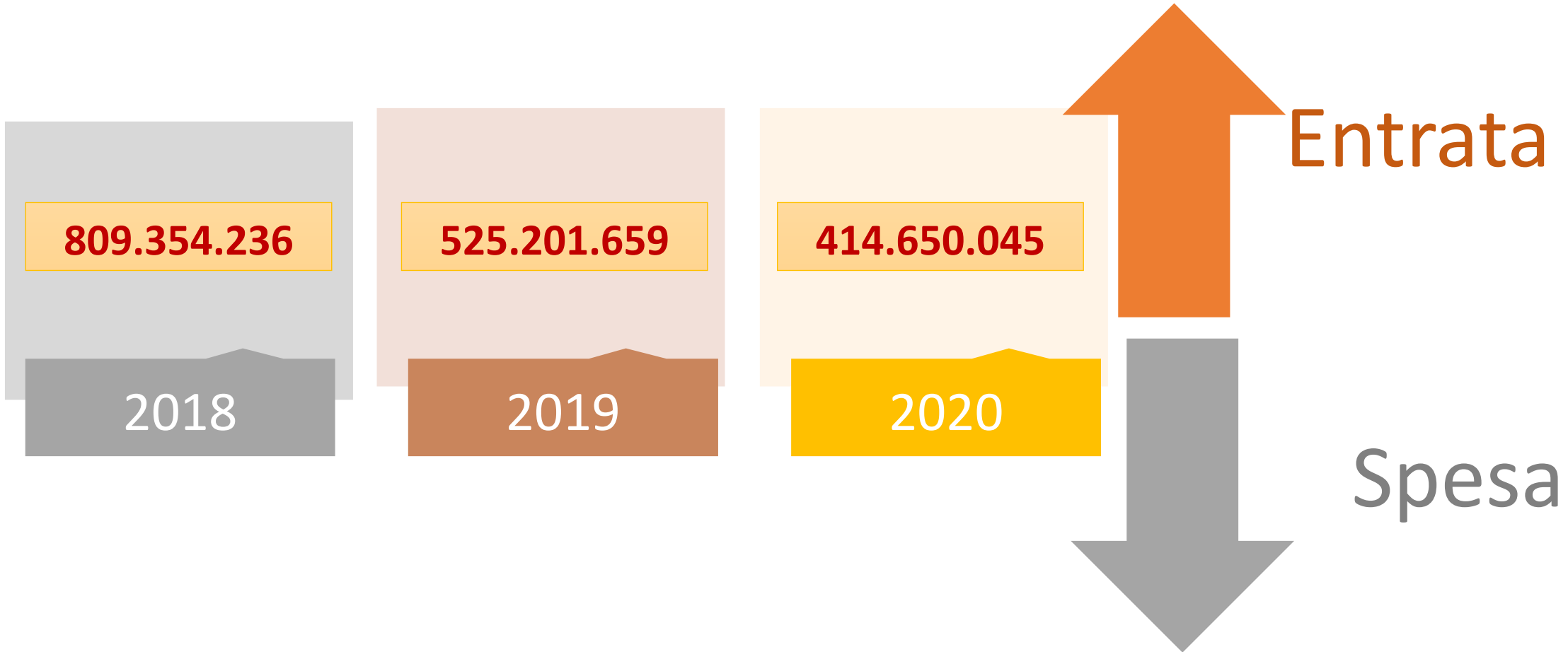


Bilancio 2018-20

I numeri totali





Bilancio 2018-20

Entrate Correnti non vincolate

Voci	2018	2019	2020
Tributarie	229.257.038,00	228.722.388,00	228.722.388,00
Trasferimenti correnti	21.874.975,00	20.677.018,00	20.464.483,00
Extratributarie	38.931.533,00	33.308.552,00	33.196.706,00
Riscossione di crediti	1.951.732,00	2.010.459,00	2.076.278,00
TOTALI	292.015278	284.718.417	284.459.855



Spese Correnti non vincolate

Voci	2018	2019	2020
• <u>Personale</u>	• <u>40.652.200</u>	• <u>40.830.136</u>	• <u>40.830.136</u>
• <u>Imposte</u>	• <u>4.476.989</u>	• <u>4.525.221</u>	• <u>4.525.221</u>
• <u>Beni-servizi</u>	• <u>39.456.164</u>	• <u>42.342.518</u>	• <u>40.072.518</u>
• <u>Trasferimenti</u>	• <u>8.480.511</u>	• <u>6.019.969</u>	• <u>4.361.878</u>
• <u>Stato</u>	• <u>159.248.000</u>	• <u>133.730.746</u>	• <u>133.730.746</u>
• <u>Debito</u>	• <u>59.415.642</u>	• <u>51.097.040</u>	• <u>51.758.203</u>
• <u>Fondi</u>	• <u>20.683.576</u>	• <u>21.435.578</u>	• <u>16.988.662</u>
• <u>Altro</u>	• <u>989.931</u>	• <u>983.431</u>	• <u>982.131</u>
TOTALI	333.403.013	300.964.639	293.249.495



Città metropolitana di Milano

Bilancio 2018-20

Alcune criticità

Entrate

Spese

2019 -- 2020

133 ---- 133

51 ---- 51

22 ---- 17

Stato-159

Debito-59

Fondi-21

Correnti-292

Parte Corrente

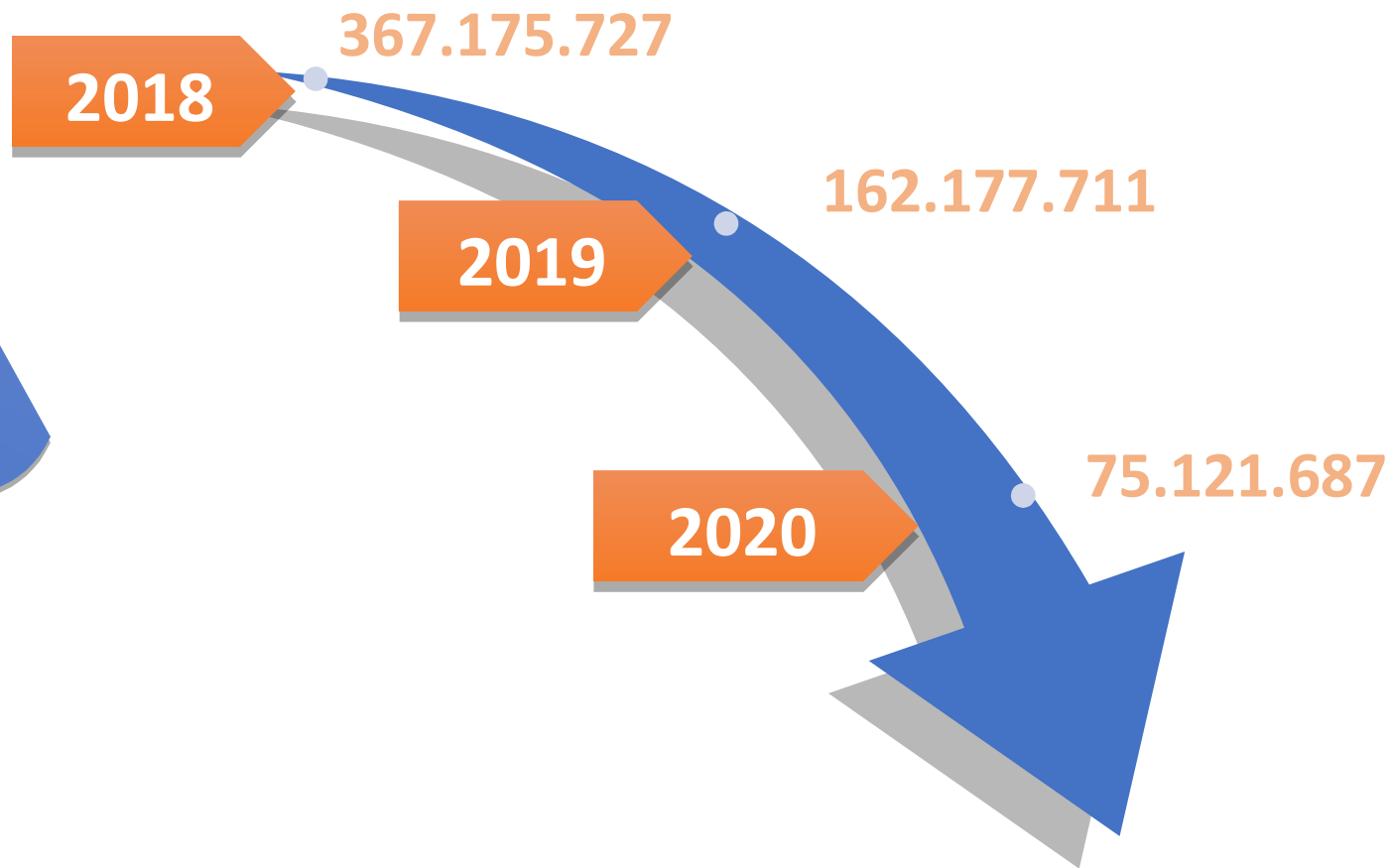
2018

Bilancio 2018-20



Alcune criticità

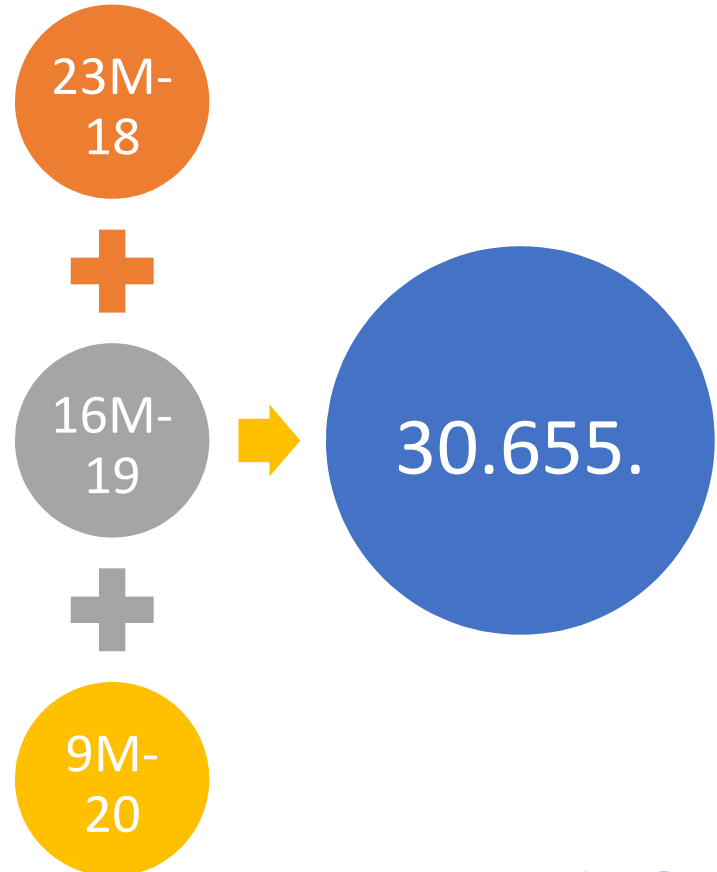
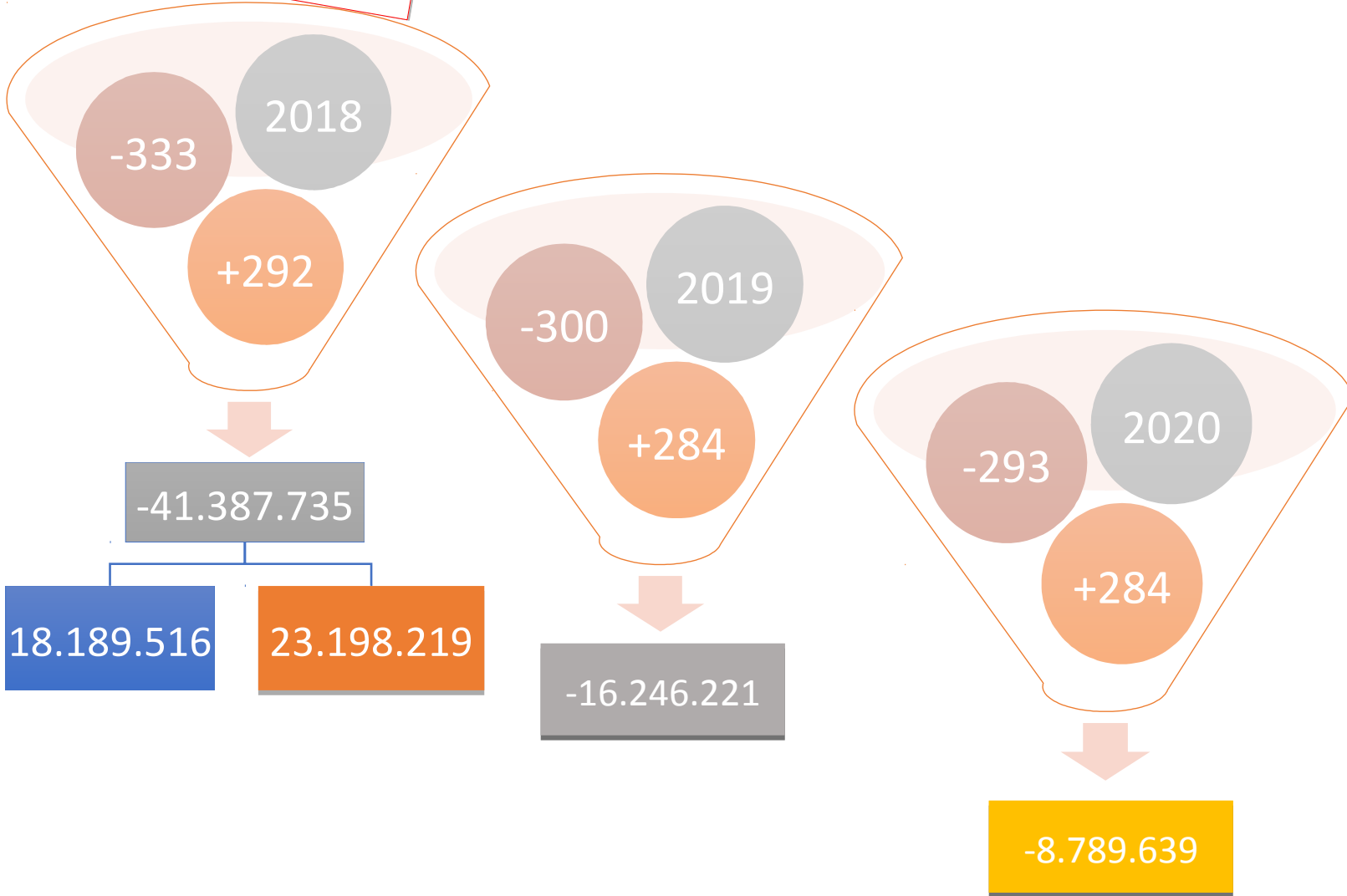
Conto Capitale



Bilancio 2018-20



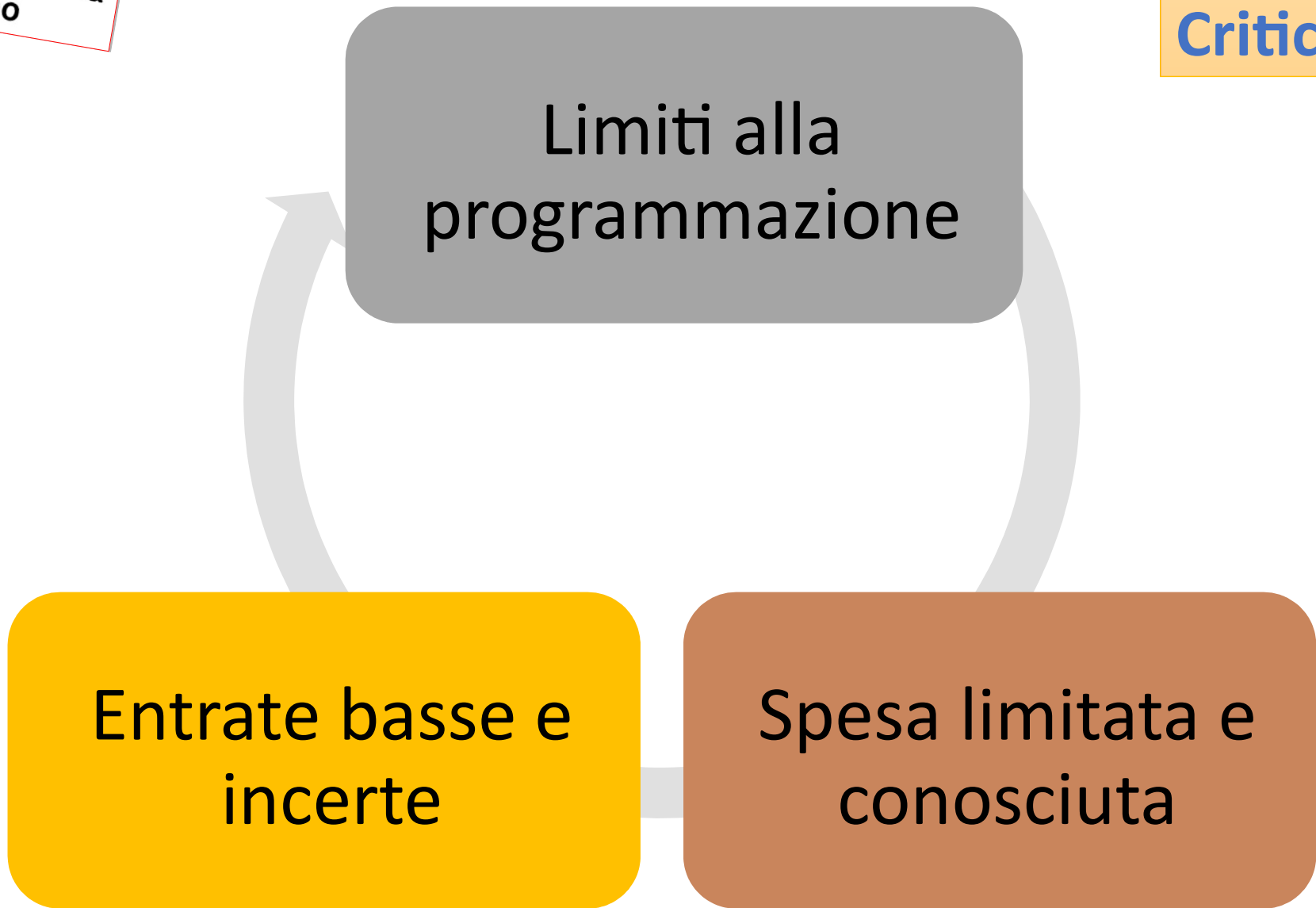
IL TREND NEL TRIENNIO



Bilancio 2018-20



Criticità di sistema



Bilancio 2018-20



Azioni sul debito

